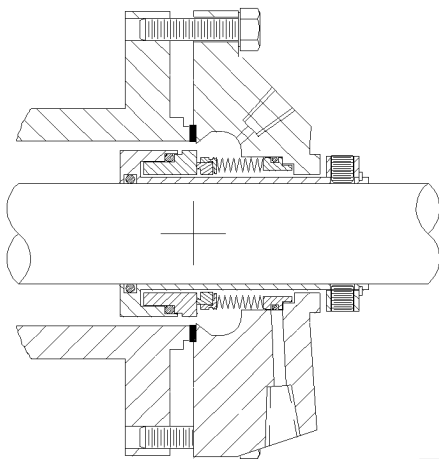




DELTA SINGLE CARTRIDGE SEAL WITH STATIONARY BELLOWS

Two Tangential Flush Connections Standard; Optional Quench and Drain Feature Available.

STYLE 3100



Technical Features

Stationary metal bellows design minimizes common modes of vibration which lead to premature failure.

Deltas' cool running gland design provides clearances 10 times greater than the average clearance provided by other seal manufacturers' designs. This feature maximizes the volume of flow around seal faces, resulting in a cooler, cleaner face environment, providing extended seal life.

Tangential flush connections positioned over the seal faces utilize the largest thru hole diameter available, supplying over 4 times the volume of straight drilled flush holes, providing maximum cooling and cleaning of seal faces maximizing seal life.

Rugged, heavy-duty gland castings eliminate distortion related failures typically encountered on "low cost, light duty gland designs".

Rotary inboard faces stabilized under compression are flexibly mounted utilizing o-rings for their shock and vibration absorption qualities. This eliminates premature fractures in the faces under thermal and mechanical shock that can cause catastrophic failures in other designs with faces under tension.

Balanced stationary cartridge design utilizes all static o-rings, which eliminates damage to the pump shaft/sleeve or seal normally caused by rotary pusher component or pusher cartridge type seals, allowing use of solid pump shafts that minimize deflection.

Positive hold, metal-centering clips center the seal in both the axial and radial directions.

Optional features:

- Quench and drain feature

Choose from spare parts kits for field repair or the optional factory repair program. State of the art, easy-to-install design uses the least number of components, simplifying field repair, resulting in low life cycle costs.

All seals are pressure tested at the factory assuring 100% sealability during startup.

Application Data

Shaft speed: To 3600 RPM

Pressure: Vacuum to 400 PSI

Temperature: See O-ring limitations

Materials

Metal Parts: 316SS, Alloy 20

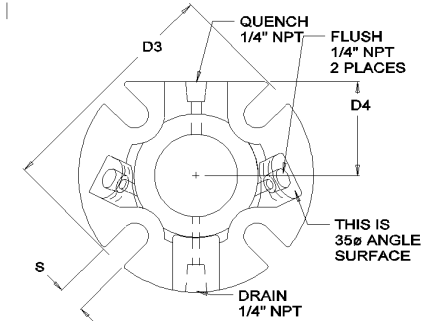
Bellows: AM 350

Faces: Carbon/Sintered Silicon Carbide in combination

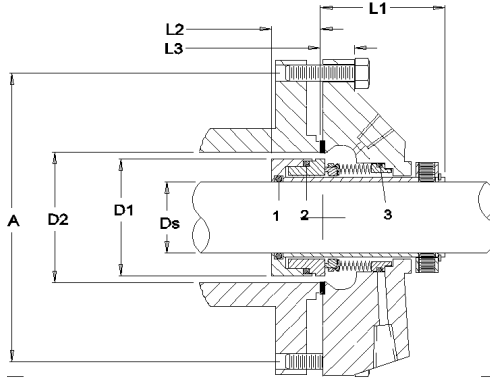
Elastomers: Viton, EPR, Kalrez, Aflas, Teflon

DIMENSIONAL DATA FOR DELTA SEAL STYLE 3100

FRONT VIEW

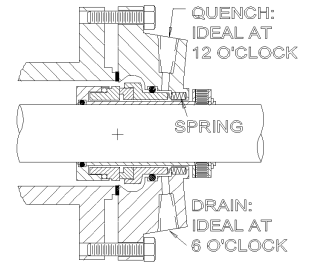


SIDE VIEW



OPTIONAL GLAND FEATURE

Quench and Drain optional on this seal model.



(REPRESENTATIVE VIEW)

DS Seal Size	D1 Sleeve OD	D2 Min	D2 Max	D3 Gland OD	D4 Gland Flat	A Min. Bolt Circle by Stud Size				S Slot Width	L1 Outside Length	L2 Inside Length	L3 Gland Length
						3/8"	1/2"	5/8"	3/4"				

Distributed By:

(Phone)
(Fax)

© 2004 Delta Mechanical Seals. All rights reserved. Patent Pending



Manufactured By:

Delta Mechanical Seals
44 Propper Lane
Fall River, MA 02720
(508) 324-4032 (Phone)
(508) 324-4339 (Fax)