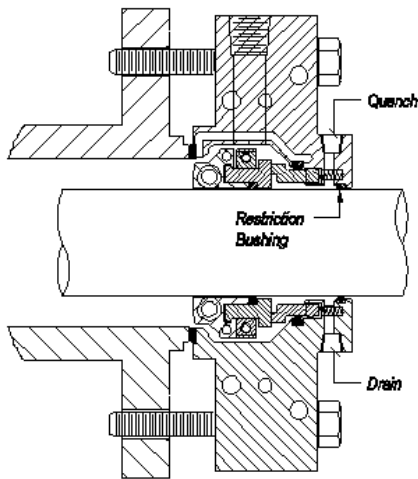





DELTA SPLIT MECHANICAL SEAL WITH RIGID ROTARY FACE QUENCH AND DRAIN

New patented technology takes split seals into challenging applications. Standard seal fits ANSI, stock/slurry, and split case pumps and mixer/agitators.

STYLE 95QD



Technical Features

Advanced, split hard face technology eliminates face breakage and provides a cost effective solution for slurry applications. The use of split tungsten carbide is a first in the industry.

Integral quench and drain removes friction heat and prevents build up of particles carried by the normal weeping of seals that can cause hang-up of springs and faces. The result is extended seal life without the added cost and complexity of doubles seals and barrier fluid support systems.

Rigidly mounted rotary face design accommodates the broadest range of demanding applications of any split seals available today! The patented two-piece holder securely mounts rotary seal faces under compression eliminating face damage common to flexibly mounted faces.

Automatic seal face alignment simplifies installation and protects face joints from damage. The result is reduced leakage and improved performance.

Installation is fast and easy with only two major components. The gland and rotary unit come preassembled. The gland has all components, including the stationary seal face preinstalled. The rotary unit comes with all components preassembled, including seal face halves and o-rings.

No glues or adhesives required for installation eliminating time consuming, error prone procedures that contribute to seal leakage on startup. Only two elastomers (o-rings) are used in the seal design, minimizing leak paths.

High-flow robust gland with large internal clearances provides maximum flow of liquid, moving solids away from seal faces while providing superior cooling. Heavy-duty castings eliminate distortion related failures due to excessive bolt tightening.

Wide range of applications includes standard ANSI pumps, non-ANSI paper stock and slurry pumps, vertical turbine pumps, between bearing split case pumps, and mixer/agitators.

Special bolting plate adapters or box face adapters are available for unusual bolting or box dimensions.

Split seal is mounted outside the box eliminating the need to replace worn packing sleeves.

On typical centrifugal pumps, seal design accommodates .002 shaft run out per inch of shaft diameter and .005 axial shaft movement (end play).

On low speed equipment, typically mixers and agitators, the seal design accommodates shaft run out of .062 for seal sizes up to 2.625 and run out of .100 for sizes 2.750 - 5.250. The design accommodates axial shaft movement (end play) up to .015".

Choose from spare parts kits for field repair or the optional factory repair program. State of the art, easy-to-install design uses the least number of components, simplifying field repair, resulting in low life cycle costs.

Application Data

Shaft speed:

Sizes 1.437" to 2.625" up to 3600 RPM,
 Sizes 2.750" to 5.250" up 1800 RPM max.

Pressure: Vacuum to 200 PSI

Temperature: 250 degree F

Materials

Metal Parts: 316SS

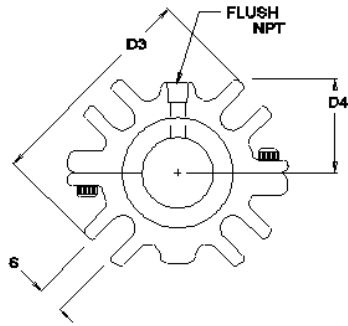
Springs: Hastelloy "C"

Faces: Carbon/Silicon Carbide, Silicon Carbide/Silicon Carbide, Tungsten Carbide/Silicon Carbide

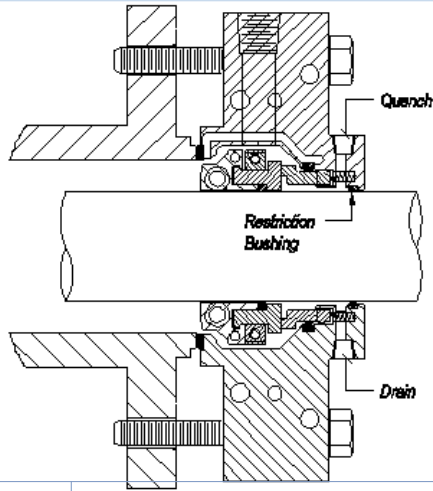
Elastomers: Viton, EPR

DIMENSIONAL DATA FOR DELTA SEAL STYLE 95QD

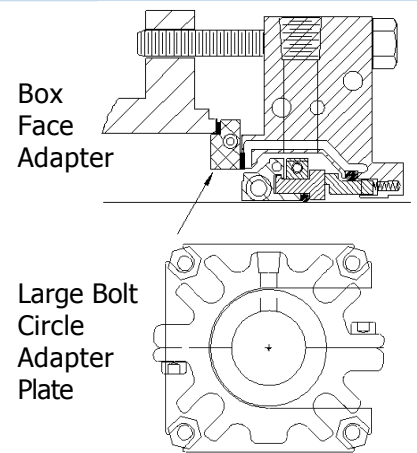
FRONT VIEW



SIDE VIEW



OPTIONAL GLAND FEATURE



DS Seal Size	D1 Sleeve OD	D2 Min	D2 Max	D3 Gland OD	D4 Gland Flat	A Min. Bolt Circle by Stud Size				S Slot Width	L1 Outside Length	L2 Inside Length	L3 Gland Length
						3/8"	1/2"	5/8"	3/4"				

© 2004 Delta Mechanical Seals. All rights reserved. Protected under US and International Patents

Distributed By:

(Phone)
(Fax)



Manufactured By:

Delta Mechanical Seals
44 Propper Lane
Fall River, MA 02720
(508) 324-4032 (Phone)
(508) 324-4339 (Fax)